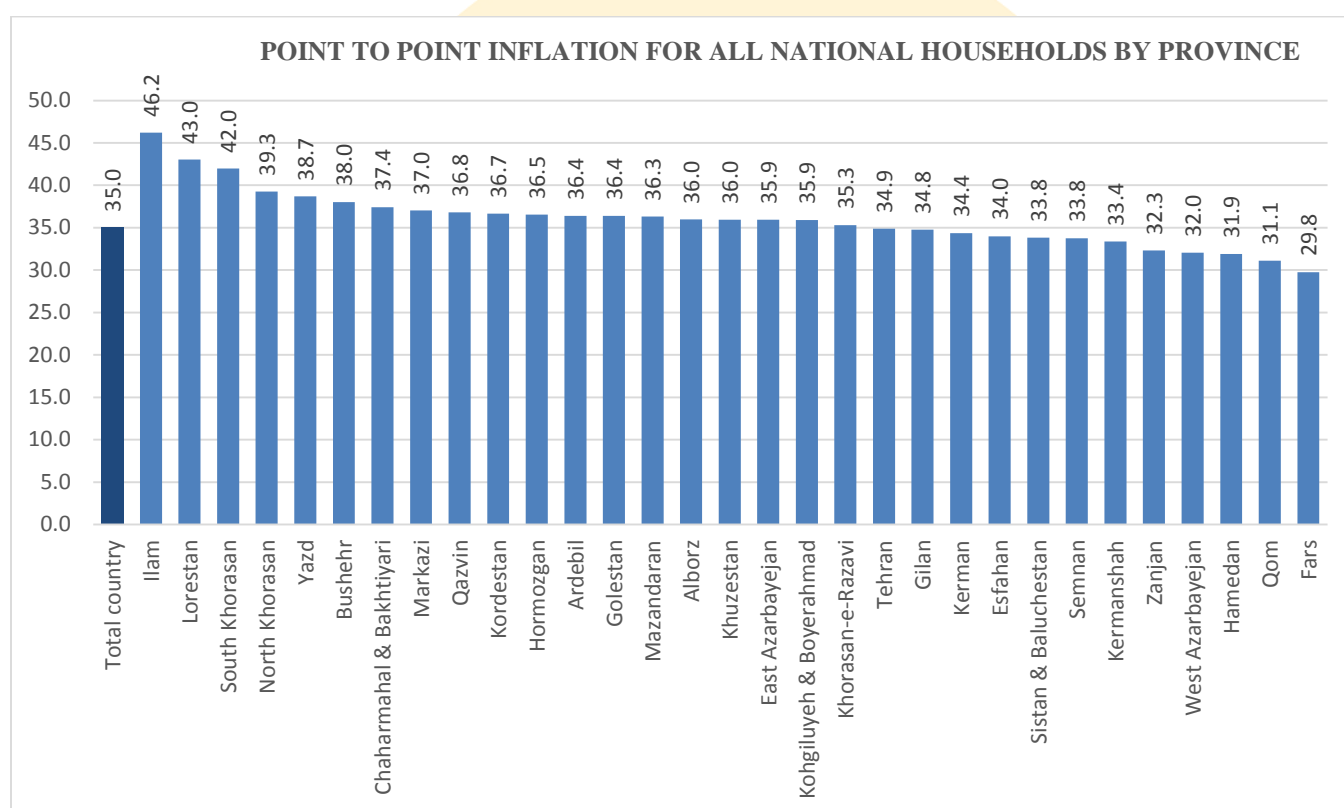


CPI by Provinces in the Month of Shahrivar of the Year 1398¹

All Households

In the month of Shahrivar² of the year 1398, the national households general index (1395=100) reached 181.7 which increased by 0.5 percent compared with the previous month. In this month, the province of Qom saw the highest monthly inflation rate of the national households with a 1.7 percent increase and the lowest monthly inflation rate went to Kordestan province with a 1.6 percent drop. Percentage change in general index for the national households was 35.0 percent in contrast to the corresponding month of the previous year (point to point inflation). The highest point to point inflation rate was for Ilam province with 46.2 percent and the lowest one was for Fars province with 29.8 percent. The twelve-month inflation rate ending the month of Shahrivar of the year 1398 for the national households stood at 42.7 percent. The highest twelve-month inflation rate went to Ilam province with 51.9 percent and the lowest one was for Qom province with 36.3 percent.



¹- It is the Iranian year which usually begins on the day of 21 March of the Gregorian calendar. To find the corresponding year of the Gregorian calendar, add 621 or 622 (depending on the time of the year) to a [solar Hijri](#) year. For example the corresponding year of the year 1398 in the Gregorian calendar is (21 March 2019-20 March 2020).

²- **Iranian months and their equivalent in Gregorian calendar**

Farvardin (21 March-20 April)

Ordibehesht (21 April-21 May)

Khordad (22 May-21 June)

Tir (22 June-22 July)

Mordad (23 July-22 August)

Shahrivar (23 August-22 September)

Mehr (23 September-22 October)

Aban (23 October-21 November)

Azar (22 November-21 December)

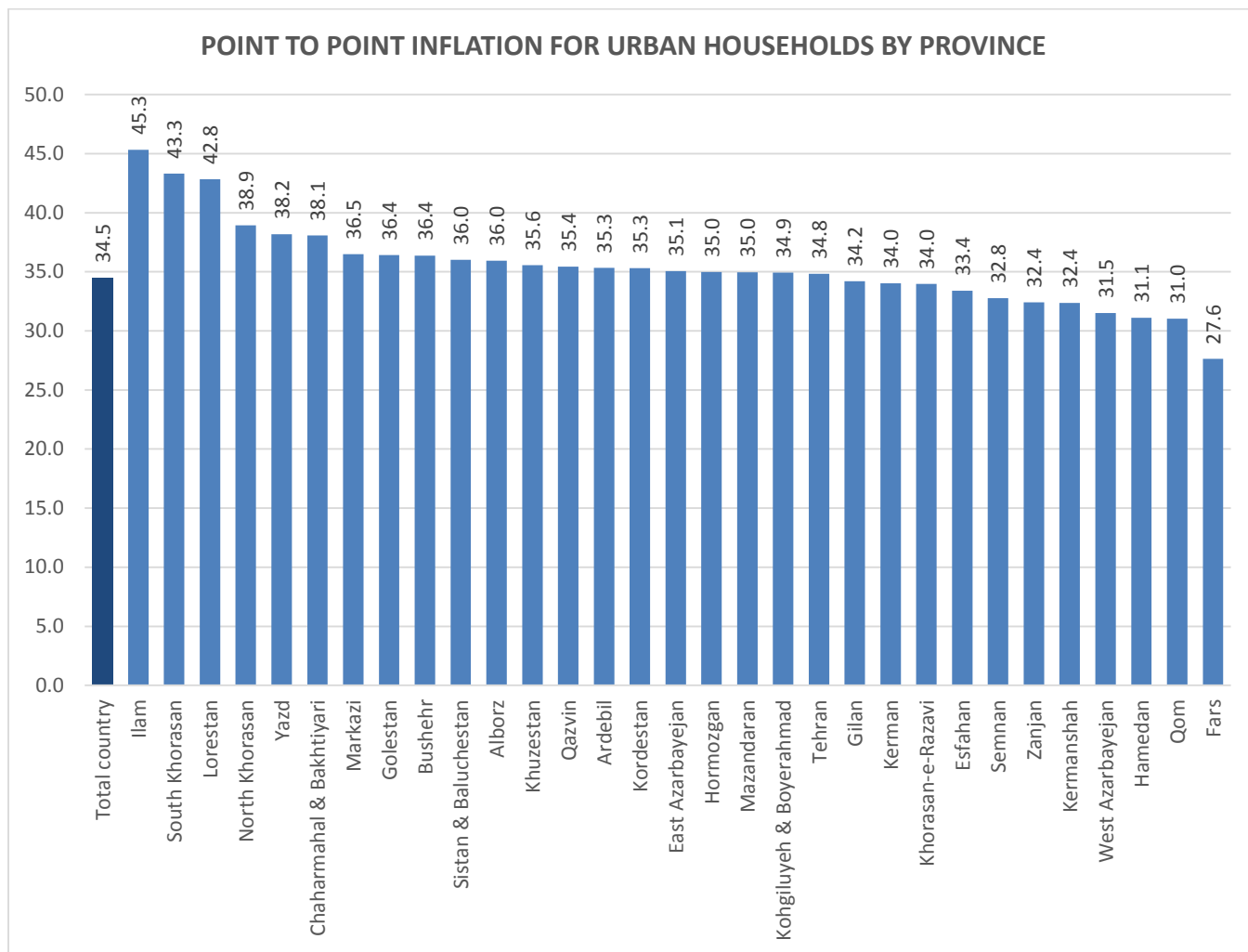
Dey (22 December-20 January)

Bahman (21 January-19 February)

Esfand (20 February-20 March)

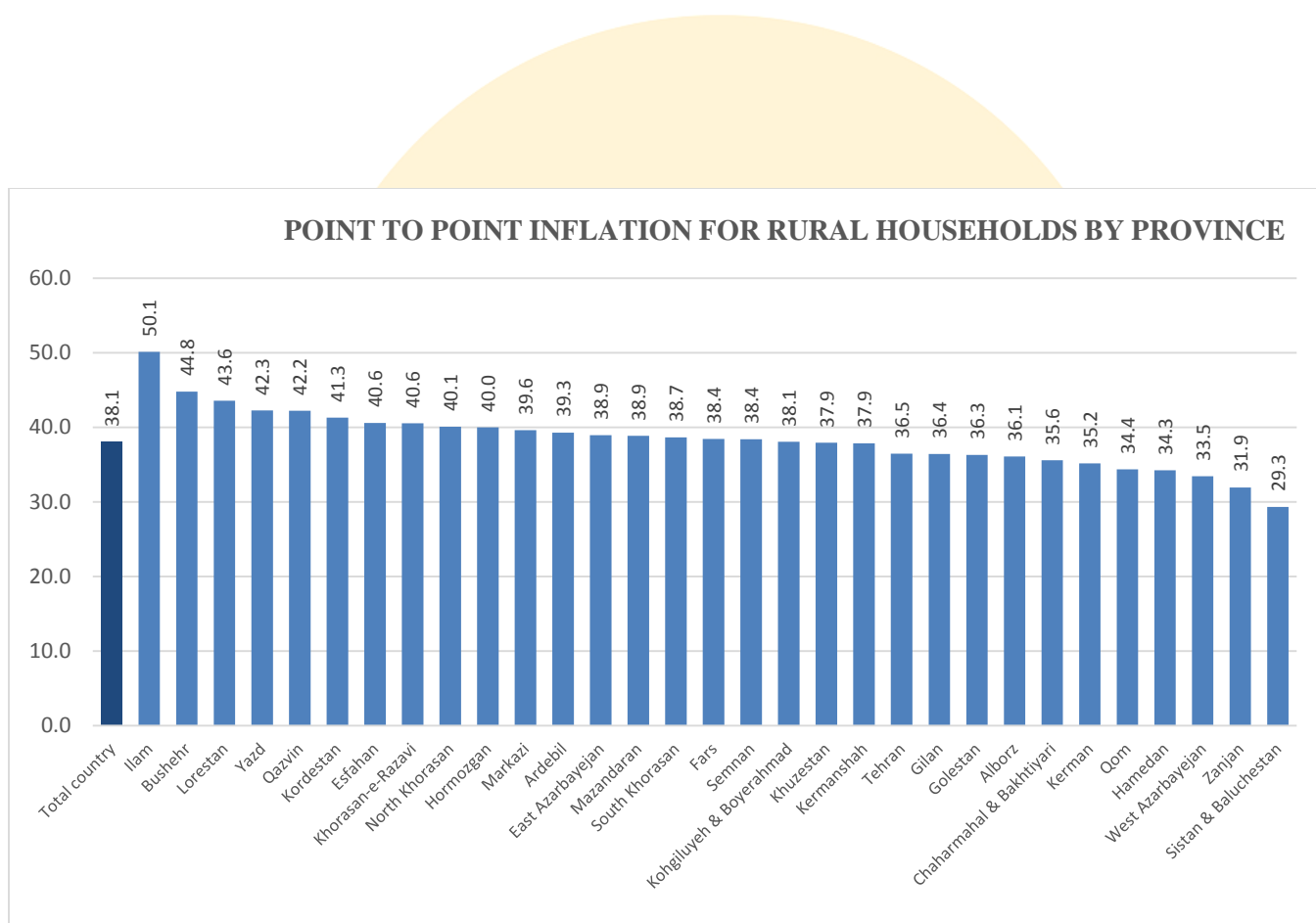
Urban Households

Urban households' general index (1395=100) reached 180.8 in the month of Shahrivar of the year 1398 indicating a 0.6 percent rise compared with the previous month. In this month, the highest monthly inflation rate of urban households went to Qom province with a 1.7 percent increase and the lowest monthly inflation rate was for Kordestan province with a 1.6 percent fall. The percentage change in general index for urban households was 34.5 percent in contrast to the corresponding month of the previous year (point to point inflation). The highest point to point inflation rate was for Ilam province with 45.3 percent and the lowest one went to Fars province with 27.6 percent. The twelve-month inflation rate ending the month of Shahrivar of the year 1398 for urban households stood at 41.9 percent. The highest twelve-month inflation rate went to Ilam province with 51.3 percent, and the lowest one was for Fars province with 36.0 percent.



Rural Households

Rural households general index (1395=100) stood at 187.1 in the month of Shahrivar of the year 1398 indicating no change compared with the previous month. In this month, the highest monthly inflation rate of rural households went to Qom province with a 1.2 percent increase and the lowest monthly inflation rate was for Zanzan province with a 1.7 percent drop. The percentage change in general index for rural households was 38.1 percent in contrast to the corresponding month of the previous year (point to point inflation). The highest point to point inflation rate of rural households was for Ilam with 50.1 percent and the lowest one went to Sistan and Baluchestan province with 29.3 percent. The twelve-month inflation rate ending the month of Shahrivar of the year 1398 for rural households reached 47.4 percent. The highest twelve-month inflation rate went to Kordestan province with 56.5 percent, and the lowest one was for Alborz province with 40.2 percent.



Statistical Centre of Iran

General Price Index for National Households for Goods and Services, and Percentage Changes in Index by Province, Month: Shahrivar Year: 1398 Base Year 1395=100

Province	General index				Food, beverages and tobacco					Non-foods items and services				
	General index	Monthly inflation	Point to point inflation	Twelve month inflation rate	Weight	Index	Monthly inflation	Point to point inflation	Twelve month inflation rate	Weight	Index	Monthly inflation	Point to point inflation	Twelve-month inflation rate
Total country	181.7	0.5	35.0	42.7	27.24	216.3	-1.4	45.2	63.5	72.76	168.8	1.4	30.7	34.4
Markazi	186.2	0.0	37.0	45.6	31.85	222.9	-1.2	49.4	64.8	68.15	169.0	0.8	30.4	35.7
Gilan	176.5	0.3	34.8	41.0	25.01	206.3	-1.4	44.1	64.3	74.99	166.5	1.0	31.2	32.9
Mazandaran	180.7	0.8	36.3	41.9	29.17	210.8	-1.0	47.4	60.9	70.83	168.3	1.7	31.2	33.6
East Azarbayejan	186.9	0.3	35.9	46.1	30.00	213.8	-0.9	42.1	62.8	70.00	175.4	1.0	33.0	38.5
West Azarbayejan	175.0	-0.4	32.0	41.9	33.06	204.9	-2.1	38.9	60.6	66.94	160.2	0.7	28.0	31.9
Kermanshah	186.0	0.6	33.4	41.2	31.62	221.1	-2.6	45.3	64.3	68.38	169.8	2.6	27.1	30.0
Khuzestan	183.6	-0.5	36.0	46.0	33.32	220.8	-1.6	47.0	66.5	66.68	165.0	0.3	29.4	34.9
Fars	172.2	0.8	29.8	38.0	27.45	215.3	1.3	42.3	61.4	72.55	155.9	0.5	24.0	28.3
Kerman	171.6	-0.3	34.4	37.9	33.88	208.3	-1.7	47.7	58.5	66.12	152.7	0.7	26.4	26.6
Khorasan-e-Razavi	177.7	0.5	35.3	42.4	33.45	219.3	-1.4	46.1	65.2	66.55	156.8	1.9	28.6	29.6
Esfahan	173.6	0.4	34.0	38.9	24.18	216.8	-1.5	45.1	63.5	75.82	159.9	1.3	29.7	30.3
Sistan & Baluchestan	184.5	0.8	33.8	48.9	43.20	215.1	0.9	42.3	66.0	56.80	161.2	0.6	26.2	35.0
Kordestan	187.7	-1.6	36.7	51.1	37.16	206.6	-4.3	40.5	65.3	62.84	176.6	0.3	34.1	42.1
Hamedan	182.6	0.2	31.9	41.8	31.70	203.7	-3.0	37.7	60.0	68.30	172.8	2.0	28.9	33.1
Chaharmahal & Bakhtiyari	199.2	0.3	37.4	50.3	37.03	230.3	-2.3	44.4	69.6	62.97	180.9	2.3	32.6	37.9
Lorestan	204.3	0.5	43.0	50.0	34.63	221.3	-2.1	46.2	65.1	65.37	195.3	2.1	41.2	41.7
Ilam	206.0	0.7	46.2	51.9	35.32	232.3	-0.5	54.4	65.5	64.68	191.7	1.5	41.3	43.9
Kohgiluyeh & Boyerahmad	186.0	0.3	35.9	48.4	35.99	207.6	-1.6	44.1	62.7	64.01	173.9	1.6	30.9	39.8
Bushehr	182.0	-1.0	38.0	48.9	31.53	234.7	-3.2	51.3	77.8	68.47	157.7	0.6	30.2	34.2
Zanjan	174.3	-1.1	32.3	42.2	32.96	189.4	-3.3	34.7	52.9	67.04	166.8	0.1	31.0	36.6
Semnan	178.5	0.3	33.8	40.4	31.81	211.1	-0.7	47.6	59.3	68.19	163.3	1.0	26.6	31.0
Yazd	182.0	0.9	38.7	43.0	31.90	224.3	-0.9	49.4	66.9	68.10	162.2	2.0	32.6	30.8
Hormozgan	175.4	0.8	36.5	38.1	28.90	221.8	-0.6	50.0	66.7	71.10	156.5	1.6	29.8	25.4
Tehran	184.9	1.1	34.9	42.8	19.05	220.6	-1.4	46.2	63.0	80.95	176.6	1.9	31.9	37.8
Ardebil	180.0	0.2	36.4	42.2	37.05	210.7	-1.0	44.8	62.6	62.95	162.0	1.1	30.6	29.3
Qom	170.7	1.7	31.1	36.3	26.44	212.6	0.1	42.7	59.9	73.56	155.6	2.4	26.1	27.1
Qazvin	181.6	0.3	36.8	43.5	34.27	205.6	-1.9	46.0	60.2	65.73	169.2	1.8	31.6	34.3
Golestan	186.2	-0.5	36.4	44.1	30.21	225.8	-2.0	47.7	66.8	69.79	169.0	0.4	30.6	33.5
North Khorasan	195.7	0.7	39.3	50.0	34.31	217.5	-2.9	48.5	65.3	65.69	184.4	3.0	34.2	41.6
South Khorasan	196.2	0.4	42.0	50.3	36.90	217.6	-0.8	47.5	63.7	63.10	183.7	1.2	38.4	41.9
Alborz	177.0	0.1	36.0	39.8	23.78	211.0	-1.1	44.0	61.6	76.22	166.4	0.6	33.0	32.3

General Price Index for Urban Households for Goods and Services, and Percentage Changes in Index by Province, Month: Shahrivar Year: 1398

Base Year 1395=100

Province	General index				Food, beverages and tobacco					Non-foods items and services				
	General index	Monthly inflation	Point to point inflation	Twelve month inflation rate	Weight	Index	Monthly inflation	Point to point inflation	Twelve month inflation rate	Weight	Index	Monthly inflation	Point to point inflation	Twelve-month inflation rate
Total country	180.8	0.6	34.5	41.9	25.03	217.7	-1.3	45.5	63.7	74.97	168.5	1.5	30.2	34.1
Markazi	184.6	0.1	36.5	44.6	29.68	223.2	-1.1	50.6	65.0	70.32	168.3	0.8	29.7	35.1
Gilan	175.8	0.4	34.2	39.9	22.06	210.2	-1.5	44.3	65.1	77.94	166.0	1.0	30.9	32.4
Mazandaran	178.2	0.6	35.0	40.6	27.28	208.0	-2.0	46.3	60.0	72.72	167.0	1.8	30.3	32.9
East Azarbayejan	184.5	0.5	35.1	44.5	27.20	215.2	-0.6	43.5	63.6	72.80	173.0	1.0	31.5	36.9
West Azarbayejan	173.2	0.0	31.5	40.3	29.87	204.7	-1.3	40.0	59.9	70.13	159.8	0.7	27.3	31.4
Kermanshah	184.4	1.0	32.4	40.3	29.49	220.5	-1.9	45.4	64.5	70.51	169.2	2.6	26.2	29.8
Khuzestan	182.4	-0.4	35.6	45.1	31.00	221.9	-1.4	47.9	66.6	69.00	164.6	0.3	29.0	34.5
Fars	169.3	0.8	27.6	36.0	24.54	213.8	1.6	39.9	60.2	75.46	154.9	0.4	22.8	27.4
Kerman	172.3	-0.1	34.0	36.7	30.59	215.8	-1.5	49.9	60.1	69.41	153.2	0.7	25.8	25.5
Khorasan-e-Razavi	173.7	0.7	34.0	40.7	30.86	218.4	-1.2	46.2	65.4	69.14	153.7	2.0	27.2	28.4
Esfahan	172.7	0.4	33.4	38.3	23.50	216.8	-1.6	44.9	63.5	76.50	159.1	1.3	29.1	29.8
Sistan & Baluchestan	187.9	1.0	36.0	48.4	37.28	230.9	1.4	47.2	69.2	62.72	162.4	0.6	27.8	34.8
Kordestan	186.2	-1.6	35.3	49.5	34.99	209.0	-4.7	41.0	65.1	65.01	173.9	0.4	31.9	40.5
Hamedan	182.7	-0.1	31.1	40.1	27.99	208.3	-4.2	38.1	59.9	72.01	172.8	1.9	28.1	32.0
Chaharmahal & Bakhtiari	199.0	0.5	38.1	49.6	34.96	230.9	-2.2	46.6	69.6	65.04	181.9	2.4	32.8	38.0
Lorestan	204.7	0.6	42.8	48.3	32.32	223.7	-2.1	47.2	65.3	67.68	195.7	2.2	40.5	39.9
Ilam	206.3	0.8	45.3	51.3	33.01	234.4	-0.4	54.5	65.2	66.99	192.5	1.5	40.3	43.9
Kohgiluyeh & Boyerahmad	186.3	0.5	34.9	47.1	32.46	214.0	-1.5	46.0	63.2	67.54	173.0	1.7	29.1	38.7
Bushehr	181.2	-0.9	36.4	48.2	29.95	239.0	-3.0	49.7	80.3	70.05	156.5	0.5	28.9	32.9
Zanjan	174.9	-0.9	32.4	42.3	29.97	192.0	-3.2	35.5	53.6	70.03	167.6	0.2	31.0	37.1
Semnan	177.0	0.4	32.8	39.7	30.33	213.3	-0.8	47.5	60.8	69.67	161.2	1.1	25.5	29.9
Yazd	180.5	0.9	38.2	42.1	32.04	224.2	-0.9	49.1	67.3	67.96	159.9	2.2	31.8	29.1
Hormozgan	171.5	0.7	35.0	36.6	24.30	227.4	-1.1	51.1	70.3	75.70	153.6	1.6	28.5	24.8
Tehran	184.9	1.1	34.8	42.8	18.84	220.9	-1.4	46.3	63.1	81.16	176.5	1.9	31.8	37.8
Ardebil	178.1	0.3	35.3	40.5	34.35	211.5	-0.8	44.4	62.4	65.65	160.6	1.2	29.7	28.3
Qom	170.5	1.7	31.0	36.2	26.11	212.8	0.2	42.6	59.9	73.89	155.6	2.4	26.1	27.0
Qazvin	179.8	0.3	35.4	42.7	31.80	203.4	-2.2	44.3	59.7	68.20	168.7	1.7	30.9	34.2
Golestan	185.6	-0.5	36.4	43.5	27.05	231.2	-2.1	51.3	68.9	72.95	168.7	0.3	29.9	33.5
North Khorasan	193.6	1.0	38.9	48.2	30.53	218.8	-3.4	49.8	66.1	69.47	182.6	3.5	33.8	40.0
South Khorasan	196.1	0.3	43.3	50.1	34.71	219.2	-1.1	50.4	64.4	65.29	183.8	1.1	39.2	42.1
Alborz	177.0	0.1	36.0	39.7	23.44	211.3	-1.0	44.3	62.0	76.56	166.5	0.6	33.0	32.3

General Price Index for Rural Households for Goods and Services, and Percentage Changes in Index by Province, Month: Shahrivar Year: 1398

Base Year:1395=100

Province	General index				Food, beverages and tobacco					Non-foods items and services				
	General index	Monthly inflation	Point to point inflation	Twelve month rate inflation	Weight	Index	Monthly Inflation	Point to point inflation	Twelve month inflation rate	Weight	Index	Monthly inflation	Point to point inflation	Twelve month inflation rate
Total country	187.1	0.0	38.1	47.4	39.62	211.5	-1.5	43.8	62.7	60.38	171.1	1.2	33.7	36.5
Markazi	193.7	-0.4	39.6	50.5	42.30	222.1	-1.4	45.5	64.2	57.70	172.9	0.6	34.5	39.3
Gilan	178.6	0.0	36.4	44.3	33.87	198.7	-1.1	43.8	62.7	66.13	168.3	0.8	32.3	34.7
Mazandaran	185.5	1.1	38.9	44.4	32.77	215.2	0.6	49.3	62.3	67.23	171.0	1.4	33.1	35.1
East Azarbayejan	195.5	-0.2	38.9	51.7	39.80	210.4	-1.5	38.7	60.8	60.20	185.7	0.8	39.1	45.3
West Azarbayejan	179.8	-1.4	33.5	46.3	41.77	205.4	-3.6	36.8	62.0	58.23	161.4	0.8	30.5	33.5
Kermanshah	193.6	-1.0	37.9	45.4	41.41	222.9	-4.8	44.7	63.8	58.59	172.9	2.8	32.2	31.3
Khuzestan	190.2	-1.0	37.9	50.9	45.60	216.6	-2.4	43.8	65.9	54.40	168.1	0.6	32.1	37.2
Fars	184.0	0.8	38.4	46.0	39.33	219.0	0.8	48.6	64.4	60.67	161.3	0.7	30.6	33.0
Kerman	169.7	-0.7	35.2	41.0	41.71	195.2	-2.2	43.8	55.7	58.29	151.4	0.8	28.1	29.7
Khorasan-e-Razavi	195.1	-0.1	40.6	49.3	44.72	221.9	-1.7	46.0	64.6	55.28	173.5	1.6	35.4	36.0
Esfahan	184.4	0.1	40.6	45.6	31.92	216.5	-1.1	47.4	63.7	68.08	169.4	0.9	36.8	36.2
Sistan & Baluchestan	177.4	0.4	29.3	50.0	55.40	193.3	0.2	34.8	61.2	44.60	157.8	0.6	21.8	35.6
Kordestan	192.9	-1.5	41.3	56.5	44.55	200.0	-3.2	39.3	66.0	55.45	187.2	-0.1	43.1	48.5
Hamedan	182.2	1.0	34.3	47.1	42.56	194.7	-0.4	36.8	60.2	57.44	173.0	2.2	32.2	37.2
Chaharmahal&Bakhtiari	199.7	-0.4	35.6	52.2	42.84	229.1	-2.7	39.6	69.6	57.16	177.8	2.0	31.9	37.5
Lorestan	203.1	-0.1	43.6	55.1	41.26	215.8	-2.1	43.8	64.6	58.74	194.2	1.6	43.4	48.1
Ilam	204.9	0.2	50.1	54.6	44.98	225.9	-1.0	54.1	66.5	55.02	187.7	1.4	46.4	44.3
Kohgiluyeh & Boyerahmad	185.3	0.0	38.1	51.3	43.38	197.6	-1.7	40.9	61.9	56.62	175.9	1.6	35.7	42.6
Bushehr	185.1	-1.2	44.8	51.8	37.71	221.3	-3.6	56.9	69.8	62.29	163.1	0.8	36.1	39.7
Zanjan	172.1	-1.7	31.9	41.8	42.65	183.4	-3.6	32.8	51.1	57.35	163.7	-0.1	31.3	34.5
Semnan	185.5	0.1	38.4	43.5	38.74	202.8	-0.4	47.9	53.4	61.26	174.5	0.5	32.2	36.9
Yazd	192.8	0.6	42.3	49.5	30.92	225.3	-0.6	51.3	64.1	69.08	178.3	1.2	37.6	42.3
Hormozgan	184.3	0.9	40.0	41.4	39.64	213.9	0.1	48.4	61.6	60.36	164.9	1.5	33.6	27.4
Tehran	186.9	0.5	36.5	43.9	26.74	214.2	-2.8	43.7	61.1	73.26	176.9	2.1	33.5	37.3
Ardebil	185.6	-0.2	39.3	46.8	44.68	208.9	-1.5	45.7	63.0	55.32	166.7	1.1	33.4	32.9
Qom	176.1	1.2	34.4	41.2	38.45	208.3	-0.6	47.4	59.7	61.55	156.0	2.8	25.1	29.0
Qazvin	189.1	0.5	42.2	46.8	44.04	211.6	-1.2	50.8	61.6	55.96	171.3	2.1	34.8	34.5
Golestan	187.3	-0.5	36.3	45.4	36.83	217.7	-1.9	42.3	63.7	63.17	169.6	0.6	32.2	33.7
North Khorasan	200.7	-0.2	40.1	54.2	43.15	215.4	-1.9	46.2	63.9	56.85	189.5	1.4	35.2	46.3
South Khorasan	196.5	0.6	38.7	50.5	42.47	214.2	-0.3	41.7	62.2	57.53	183.5	1.5	36.1	41.4
Alborz	177.5	-0.2	36.1	40.2	29.93	207.2	-2.1	40.0	56.8	70.07	164.8	0.9	34.1	32.4

General Price Index for National Households for Goods and Services by Province and Main Groups

Month: Shahrivar, Year: 1398

Base Year:1395=100

Province \ Main groups	Foods and beverages	Tobacco	Clothing and footwear	Housing, water, electricity, gas and other fuels	Furnishings, household equipment and routine household maintenance	Health & medical services	Transport	Communication	Recreation and culture	Education	Restaurants and hotels	Miscellaneous goods and services
Total country	214.9	278.4	196.5	154.4	225.9	157.6	178.8	146.3	225.5	151.6	182.1	198.2
Markazi	220.0	310.3	182.6	139.4	235.0	159.8	190.3	139.0	224.9	143.1	200.7	199.6
Gilan	203.4	306.8	186.1	143.6	239.0	155.9	176.4	163.5	204.4	144.7	181.8	200.4
Mazandaran	209.8	263.6	183.9	146.3	223.2	159.7	184.0	150.2	216.0	157.3	184.1	193.5
East Azarbayejan	212.2	259.7	219.9	135.0	265.6	174.7	191.5	132.9	237.7	144.3	186.9	215.9
West Azarbayejan	202.4	278.6	213.5	126.9	237.2	178.6	168.4	144.2	232.5	146.4	175.4	187.6
Kermanshah	219.3	286.6	202.7	150.6	227.1	149.7	171.2	134.5	221.0	145.3	209.8	231.6
Khuzestan	219.3	286.3	190.7	137.7	218.7	162.0	187.0	155.7	204.6	147.4	173.0	197.8
Fars	212.9	336.5	183.5	141.3	208.2	144.3	168.9	155.9	179.4	137.5	173.9	180.6
Kerman	207.4	268.9	170.3	133.5	211.1	170.0	154.5	142.2	186.9	140.0	205.0	186.5
Khorasan-e-Razavi	218.6	283.6	207.9	132.5	233.6	154.7	161.0	144.8	221.7	156.6	191.3	200.0
Esfahan	214.6	308.7	187.7	134.6	232.6	163.5	160.4	148.0	247.7	147.1	201.3	194.0
Sistan & Baluchestan	214.3	263.1	192.8	139.8	185.5	142.8	190.2	141.7	190.0	118.3	170.3	176.6
Kordestan	204.6	262.8	229.4	138.6	245.8	158.9	170.6	148.1	247.4	137.4	186.6	240.3
Hamedan	201.3	262.7	205.5	151.0	241.3	145.4	176.7	166.6	221.4	145.6	228.0	181.1
Chaharmahal&Bakhtiari	225.4	362.8	185.4	170.6	216.7	157.5	177.8	174.5	215.0	154.7	194.8	202.6
Lorestan	220.0	266.6	206.4	201.0	258.2	156.4	162.8	149.6	214.9	145.3	225.0	190.5
Ilam	231.8	281.7	217.5	163.4	260.6	181.0	182.6	166.0	268.3	143.9	208.1	222.3
Kohgiluyeh &Boyerahmad	207.4	267.2	189.1	149.5	224.9	143.8	161.9	149.6	232.9	141.2	180.1	205.2
Bushehr	234.4	256.3	189.1	133.4	236.3	149.1	170.0	137.1	210.4	144.0	195.7	209.2
Zanjan	187.1	277.0	201.3	140.3	217.9	159.6	175.9	127.6	223.2	149.3	187.6	197.3
Semnan	210.3	318.6	193.2	144.4	231.4	172.4	167.7	144.8	178.1	136.5	184.7	190.4
Yazd	222.3	328.2	203.8	138.0	262.3	153.3	161.9	141.0	255.2	149.1	202.3	198.6
Hormozgan	221.0	294.4	180.9	140.4	214.8	151.0	158.0	140.6	212.4	141.1	164.4	189.7
Tehran	220.2	240.9	195.0	174.0	203.3	154.7	190.2	144.4	235.1	161.1	168.4	196.8
Ardebil	208.6	270.0	172.0	144.4	219.8	153.5	158.4	137.2	205.4	134.7	192.0	193.9
Qom	211.6	267.5	180.9	140.5	200.8	138.0	168.6	151.5	205.7	159.5	174.6	182.7
Qazvin	203.0	296.6	186.0	142.4	249.1	157.9	179.3	139.9	254.3	139.1	200.3	214.9
Golestan	224.6	267.4	200.1	144.8	266.4	147.2	175.6	143.3	257.0	152.7	205.4	213.3
North Khorasan	213.9	343.6	240.9	145.1	269.8	175.3	193.0	147.1	233.6	171.0	193.2	214.3
South Khorasan	217.4	292.1	241.3	141.6	238.7	169.3	172.4	154.9	225.9	134.8	189.2	207.8
Alborz	209.9	261.9	188.7	155.8	216.1	162.9	184.3	126.0	243.0	143.2	175.2	197.7

Point-to-Point Inflation Rate for National Households for Goods and Services by Province and Main Groups

Month: Shahrivar Year: 1398

Base Year:1395=100

Province \ Main groups	Foods and beverages	Tobacco	Clothing and footwear	Housing, water, electricity, gas and other fuels	Furnishings, household equipment and routine household maintenance	Health & medical services	Transport	Communication	Recreation and culture	Education	Restaurants and hotels	Miscellaneous goods and services
Total country	46.0	21.8	47.2	24.1	57.1	27.0	29.8	21.0	50.3	24.7	44.7	39.3
Markazi	51.2	19.0	38.4	21.3	59.2	19.1	30.3	11.7	39.9	12.8	45.1	45.0
Gilan	45.4	20.0	47.3	20.8	65.3	27.9	28.0	20.8	52.1	16.4	58.0	38.1
Mazandaran	48.6	12.6	42.0	21.8	58.9	26.2	30.1	21.1	54.3	23.9	45.9	39.9
East Azarbayejan	43.7	11.4	49.1	16.1	61.4	36.9	35.7	18.9	47.6	12.9	44.2	41.5
West Azarbayejan	40.1	17.4	48.1	15.7	53.7	25.6	29.7	20.5	45.8	19.2	40.4	34.6
Kermanshah	46.2	23.8	40.8	17.9	56.6	21.0	29.3	21.6	50.8	21.7	53.5	33.4
Khuzestan	47.6	29.4	45.5	18.2	57.8	28.6	29.9	24.5	44.0	15.9	41.0	44.3
Fars	42.1	51.3	40.7	14.6	50.4	22.7	28.6	24.6	39.8	12.4	45.0	38.6
Kerman	48.3	23.6	30.2	19.4	50.2	30.1	27.0	27.2	38.4	17.8	54.3	32.2
Khorasan-e-Razavi	46.4	28.4	59.5	14.9	58.5	30.0	29.6	17.6	56.6	27.9	57.4	45.5
Esfahan	45.8	28.6	48.8	18.3	59.5	33.8	25.8	16.5	64.0	22.5	50.4	37.0
Sistan & Baluchestan	42.8	23.1	28.4	26.4	31.5	13.6	27.2	28.8	28.7	6.0	24.3	24.0
Kordestan	41.1	29.1	57.7	18.1	64.5	26.0	34.3	19.8	52.8	16.5	48.3	38.8
Hamedan	39.1	15.4	40.9	21.5	50.9	18.3	29.2	15.2	39.4	24.2	59.0	31.4
Chaharmahal&Bakhtiari	44.9	36.8	37.3	26.5	50.1	25.2	29.4	21.9	46.1	22.7	47.2	42.4
Lorestan	47.2	21.9	53.2	38.8	68.1	28.6	28.8	20.9	44.7	25.6	64.1	43.0
Ilam	54.6	40.2	59.0	25.4	82.7	32.4	30.7	31.8	77.8	13.7	56.0	54.0
Kohgiluyeh &Boyerahmad	44.2	20.6	39.6	17.7	57.9	22.1	24.1	22.0	51.8	20.3	42.4	34.6
Bushehr	51.6	30.0	52.4	16.8	75.0	30.1	30.5	24.7	52.0	19.6	47.8	49.0
Zanjan	34.8	31.1	47.0	21.8	50.4	21.6	29.2	19.3	49.4	16.4	43.0	41.6
Semnan	47.9	25.0	51.1	20.7	60.0	27.3	22.8	12.4	24.4	8.8	36.7	32.4
Yazd	49.9	32.8	60.8	20.0	82.8	29.6	31.1	20.3	61.3	27.1	57.4	35.1
Hormozgan	50.2	41.8	45.0	20.3	56.7	29.8	32.5	23.0	43.0	20.2	40.3	40.4
Tehran	47.2	11.5	49.6	30.0	52.1	24.5	30.7	22.9	47.6	36.0	37.2	38.3
Ardebil	46.4	16.3	34.3	24.0	55.2	23.9	28.4	18.0	43.4	12.1	48.4	39.5
Qom	43.0	33.8	34.0	23.9	39.1	15.3	23.5	17.8	46.8	22.8	38.9	32.2
Qazvin	47.1	23.2	47.5	21.5	63.4	27.9	28.4	16.5	63.8	13.2	52.7	35.1
Golestan	49.2	14.8	52.2	18.9	79.6	24.1	24.6	17.9	63.1	16.7	56.9	50.7
North Khorasan	49.6	26.9	57.1	19.4	63.6	23.0	35.9	16.2	53.2	22.6	54.3	41.5
South Khorasan	47.6	31.2	62.6	19.4	58.5	36.8	29.8	21.7	48.6	18.9	50.5	44.8
Alborz	45.2	11.5	50.4	28.6	55.3	32.8	33.1	17.9	66.4	16.4	37.5	46.6

Annual Inflation Rate for National Households for Goods and Services by Province and Main Groups Month: Shahrivar Year: 1398 Base Year:1395=100

Province \ Main groups	Foods and beverages	Tobacco	Clothing and footwear	Housing, water, electricity, gas and other fuels	Furnishings, household equipment and routine household maintenance	Health & medical services	Transport	Communication	Recreation and culture	Education	Restaurants and hotels	Miscellaneous goods and services
Total country	62.6	99.2	51.5	23.5	71.6	25.4	45.6	34.2	67.2	22.0	40.9	51.4
Markazi	63.2	103.4	42.9	17.9	74.8	22.9	50.8	30.1	64.8	17.0	50.4	52.2
Gilan	62.5	116.9	48.6	15.4	77.9	22.9	48.0	40.4	53.9	15.7	46.1	52.8
Mazandaran	60.3	89.5	43.3	18.8	69.2	22.2	46.3	37.1	57.1	22.0	40.7	49.3
East Azarbayejan	61.9	85.7	61.5	14.9	91.1	32.0	52.2	24.7	73.8	14.4	45.4	57.2
West Azarbayejan	59.1	98.8	61.6	14.2	78.5	26.6	35.6	32.0	72.5	18.5	38.3	42.3
Kermanshah	63.3	99.5	47.0	15.2	63.9	21.6	35.2	24.0	59.7	21.7	53.8	66.5
Khuzestan	65.4	111.7	47.9	17.6	71.9	22.9	53.7	41.6	58.4	15.2	39.4	57.9
Fars	59.8	134.3	42.9	16.7	63.7	22.4	41.3	41.9	43.8	13.1	40.3	43.7
Kerman	57.9	94.2	36.4	14.0	64.0	30.5	31.7	33.6	43.2	17.8	49.2	42.9
Khorasan-e-Razavi	64.7	100.3	56.3	15.0	74.3	28.8	36.6	25.8	66.0	20.4	46.1	53.3
Esfahan	62.2	110.5	46.1	14.2	72.0	29.6	34.4	36.7	78.7	21.9	48.8	45.7
Sistan & Baluchestan	65.2	108.9	60.2	15.5	56.5	21.4	57.6	34.9	54.4	12.0	37.6	45.3
Kordestan	64.2	94.9	68.6	20.8	83.7	24.4	40.2	29.7	81.2	17.3	44.3	73.3
Hamedan	58.3	97.0	54.9	16.6	81.5	13.5	40.0	33.5	62.5	23.4	58.8	36.2
Chaharmahal&Bakhtiyari	66.8	131.7	44.1	22.6	63.1	25.5	42.0	50.2	61.3	23.1	41.5	54.6
Lorestan	64.0	99.0	62.4	30.2	93.1	24.0	30.2	39.5	67.0	28.1	67.7	51.4
Ilam	65.0	116.5	56.5	21.5	89.2	33.2	49.7	44.7	81.2	15.8	50.6	66.9
Kohgiluyeh &Boyerahmad	62.5	100.1	47.7	18.9	77.2	26.2	36.2	42.9	69.1	19.7	40.4	62.4
Bushehr	77.5	97.3	60.0	17.2	90.3	24.6	44.0	29.6	72.4	15.4	50.0	60.9
Zanjan	51.6	95.2	58.4	23.1	67.5	23.3	40.6	22.3	66.4	15.3	41.6	50.9
Semnan	58.7	118.6	55.9	20.2	74.1	25.2	36.6	26.1	38.6	10.6	37.3	40.4
Yazd	65.7	112.3	58.7	13.4	95.3	24.6	37.0	30.3	77.9	23.6	49.8	48.0
Hormozgan	66.1	114.7	36.4	10.9	63.6	23.3	32.0	32.4	53.3	22.8	36.6	47.4
Tehran	62.7	80.2	51.7	33.3	59.6	26.3	51.9	35.8	72.9	29.3	33.1	51.2
Ardebil	61.2	94.9	38.4	16.0	69.0	22.6	31.8	22.9	53.0	12.0	38.2	47.8
Qom	59.2	96.7	41.7	15.7	54.4	17.7	38.0	34.7	60.8	21.1	35.6	43.2
Qazvin	58.8	99.0	45.8	16.8	79.0	20.1	48.3	25.3	79.1	12.9	48.8	55.6
Golestan	66.0	91.7	50.7	16.1	92.4	18.4	43.8	33.0	79.9	24.7	44.1	62.2
North Khorasan	63.5	110.4	75.5	16.9	93.2	31.6	47.7	36.3	71.5	21.4	50.3	60.1
South Khorasan	63.6	106.7	73.3	14.4	80.5	28.7	35.4	38.8	65.8	18.2	42.7	52.7
Alborz	61.0	88.8	48.1	23.3	64.1	26.0	52.3	22.4	73.6	18.3	37.6	48.5

Contact information:

For more information on national CPI in current month, time series of CPI for national households and time series of national CPI for expenditure deciles, please visit: www.amar.org.ir

Address:

Statistical Centre of Iran

No. 1, corner of Rahee Moayeri St., Dr. Fatemi Ave., Tehran 1414663111, I. R. Iran

Tel: +98 21 88958189

Email: int@sci.org.ir

The release of the report for the Month of Mehr, the year 1398: November 2019



Statistical Centre of Iran